


General Information

Adaptive testing was introduced for the 2021-2022 Iowa Statewide Assessment of Student Progress (ISASP) administration. Adaptive testing is a computer-based (online) approach to testing that adapts test content based on the student’s performance. Due to this approach, the way domain results are reported was changed.

Domain Performance

Student performance in the Iowa Core Domains is now classified as either **Low, Middle, or High**. The domain performance levels were designed to identify a student’s relative strengths and weakness, as well as assist with identification of students in need of additional assistance.

ISASP		FIRSTNAME LASTNAME-ELAMATH		
SPRING 2022		GRADE 6		STATE ID# 0123456789
STUDENT PERFORMANCE BY DOMAIN				
Domain performance can provide insight into your student's strengths and opportunities for improvement. In the tables below your student's performance is displayed by domain.				
 ELA-READING Domains	STUDENT PERFORMANCE			
		Low	Middle	High
	Key Ideas and Details		✓	✓
	Craft and Structure		✓	
Integration of Knowledge and Ideas		✓		

Domain performance levels were set using baseline performance information from the 2019 ISASP administration. The 2019 performance was also used to establish the state definitions of proficiency and advanced. To support the same point of reference moving forward, observed percentages in subsequent years will reflect performance relative to this 2019 standard.

To define the performance levels, scores within each domain were sorted from lowest to highest. The levels were then set so that approximately the highest 20% of scores from 2019 were classified as High, the lowest 20% were classified as Low, and the middle 60% were classified as Middle.

The only exception was in the Language/Writing domains where scores are assigned based on a 5-point rubric. Specifically, for the *Research to Build and Present Knowledge* domain, and the *Production and Distribution of Writing* domain, the levels were defined as follows: 0-1=Low; 2-3=Middle; 4-5=High.

State Level Domain Performance Percentages


To aid in interpreting domain performance, the [State Level Domain Performance Percentages](#) are posted to the ISASP Portal. This information can be used to compare your district, school, grade, and student performance by domain.

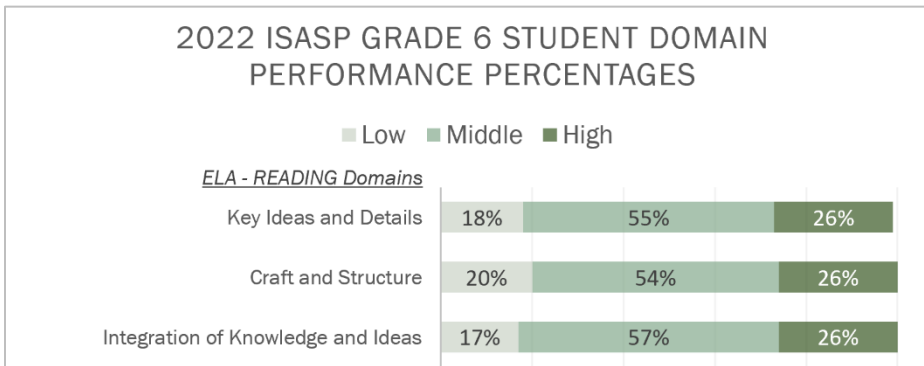
As an example, below are results of an individual student’s Grade 6 Reading domain performance to the state’s:

ISASP	GRADE 6	FIRSTNAME LASTNAME-ELAMATH
SPRING 2022		STATE ID# 0123456789

STUDENT PERFORMANCE BY DOMAIN

Domain performance can provide insight into your student's strengths and opportunities for improvement. In the tables below your student's performance is displayed by domain.

 ELA-READING Domains	STUDENT PERFORMANCE		
	Low	Middle	High
Key Ideas and Details	✓		
Craft and Structure		✓	
Integration of Knowledge and Ideas		✓	



In the example above, the student had Low performance in the *Key Ideas and Details* domain and Middle in the other domains, suggesting that the *Key Ideas and Details* domain could benefit from additional supports. Across the state, 18% of students were also categorized as Low performance in this domain. When making comparisons, remember that the domain performance levels were set using information from the 2019 administration.