

The graphs below display the performance of the grade 5 students in the school compared to the district and the state by Achievement Level.

**ENGLISH LANGUAGE ARTS
TOTAL**

Percentage by Achievement Level

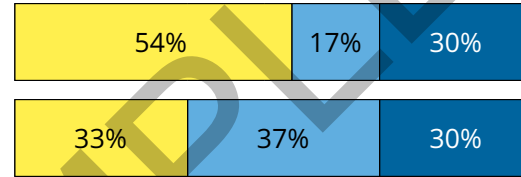
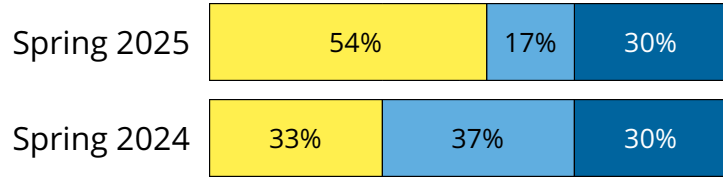
MATHEMATICS

Percentage by Achievement Level

SCIENCE

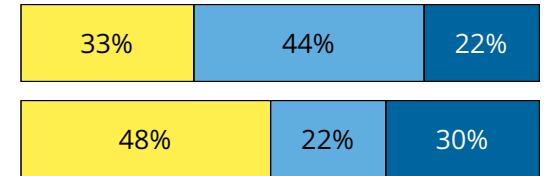
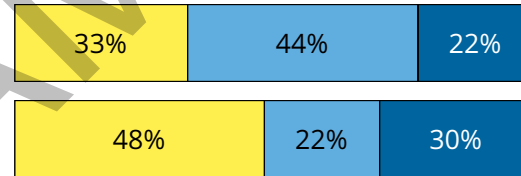
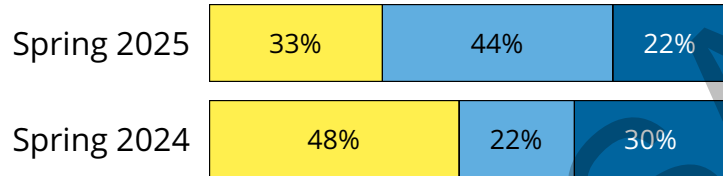
Percentage by Achievement Level

SCHOOL

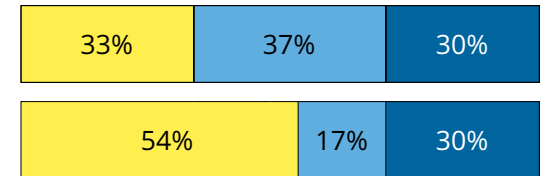
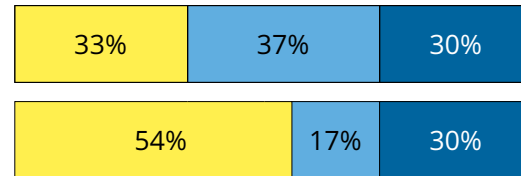
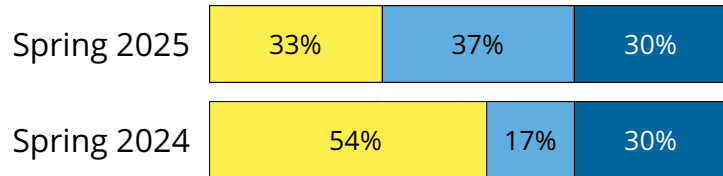


Data suppressed for fewer than 10 students

DISTRICT



STATE



Percentages may not add to 100 due to rounding.

ACHIEVEMENT LEVELS: NOT YET PROFICIENT PROFICIENT ADVANCED



COMPREHENSIVE SCHOOL ACHIEVEMENT LEVEL SUMMARY BY DEMOGRAPHIC

IOWA STATEWIDE ASSESSMENT
of STUDENT PROGRESS

SCHOOL NAME (5678)
DISTRICT NAME (1234)

SPRING 2025

GRADE 5

ENGLISH LANGUAGE ARTS TOTAL

Percentage by Achievement Level

MATHEMATICS

Percentage by Achievement Level

SCIENCE

Percentage by Achievement Level

All Students

Category	Year	Not Yet Proficient	Proficient	Advanced	Mathematics	Science	
School	Spring 2025	48%	22%	30%	48%	Data suppressed for fewer than 10 students	
	Spring 2024	33%	44%	22%	33%	44%	22%
District	Spring 2025	54%	17%	30%	54%	17%	30%
	Spring 2024	33%	44%	22%	33%	44%	22%
State	Spring 2025	33%	44%	22%	33%	44%	22%
	Spring 2024	54%	17%	30%	54%	17%	30%

Gender - Female

Category	Year	Not Yet Proficient	Proficient	Advanced	Mathematics	Science	
School	Spring 2025	48%	22%	30%	48%	Data suppressed for fewer than 10 students	
	Spring 2024	54%	17%	30%	54%	17%	30%
District	Spring 2025	33%	44%	22%	33%	44%	22%
	Spring 2024	54%	17%	30%	54%	17%	30%
State	Spring 2025	54%	17%	30%	54%	17%	30%
	Spring 2024	33%	44%	22%	33%	44%	22%

Percentages may not add to 100 due to rounding.

ACHIEVEMENT LEVELS: NOT YET PROFICIENT PROFICIENT ADVANCED