
Dear Family,

The following pages show you how to interpret the Individual Student Report, which summarizes your student's performance on the most recent administration of the Iowa Statewide Assessment of Student Progress (ISASP). The ISASP is intended to provide information to families on how students are performing on the Iowa Core Academic Standards.

On page 1 of the report, you will see an overview of how your student performed on each subject test of the ISASP. There is a scale score for the subject test, performance graphic of the scale score, and achievement level based on the scale score. There is a description of performance which provides more information of how your student understands the subject content.

On page 2 of the report, you will see how your student performed on the Iowa Core Domains of each subject test. The domains are content specific areas of focus for the subject. There are domains listed for each subject test and percentage of questions your student answered correctly for each domain.

As you review the ISASP results, take time to talk about the results with your student. Ask questions and get feedback from your student on academic areas of strength, what additional supports will help, and what engages them in the classroom. Reach out to your school with this feedback and ISASP results to find out more on how to continue to help your student with growth and opportunities.

Sincerely,

Iowa Testing Programs




ISASP

IOWA STATEWIDE ASSESSMENT of STUDENT PROGRESS

The ISASP is the new statewide assessment aligned with the Iowa Core Standards. It provides a clear and accurate assessment of student learning outcomes that is relevant and actionable for the students, parents, educators, and the state. This guide explains how to read the **Individual Student Report**.

Individual Student Report

Page 1 of 2



STUDENT REPORT
1

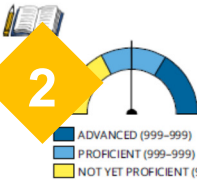
FIRSTNAME LASTNAME-ELAMATHSCI
STATE ID# 0123456789
SCHOOL NAME (5678)
DISTRICT NAME (1234)

SPRING 2019
GRADE 5

The State of Iowa is committed to delivering a high quality assessment for its students. The Iowa Statewide Assessment of Student Progress (ISASP) is aligned with the Iowa Core Academic Standards. These results will provide educators, parents, and students important information about student performance that can be used to guide learning to best help each student.

Overview of how FIRSTNAME performed on the ISASP

2



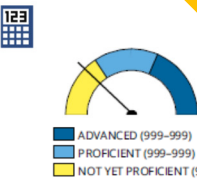
ENGLISH LANGUAGE ARTS TOTAL
Scale Score: **475**
Achievement Level: **PROFICIENT**

The English Language Arts (ELA) Total scale score is the combination of your Reading (999) and Language/Writing (999) scale scores.

A student at this level has the knowledge, skills and abilities to be proficient in ELA. This may include the ability to read, comprehend and analyze literary and informational texts. This may also include the ability to write coherent pieces that are appropriate, organized, and use standard English. Page two of this report provides information about your student's performance in the domains of ELA.

More information about your student's English Language Arts Total score can be found at <http://iowa.pearsonaccessnext.com/>.

3




MATHEMATICS
Scale Score: **410**
Achievement Level: **NOT YET PROFICIENT**

A student at this level has not demonstrated the knowledge, skills and abilities to be proficient in Mathematics. Page two of this report provides more information about your student's performance in the domains of Mathematics.

More information about your student's Mathematics score can be found at <http://iowa.pearsonaccessnext.com/>.

4



SCIENCE
Scale Score: **551**
Achievement Level: **ADVANCED**

A student at this level has the knowledge, skills and abilities to be advanced in Science. This includes using the Science and Engineering Practices and Cross Cutting Concepts to demonstrate an analytical understanding of life, physical, and earth/space science. The student communicates core ideas and concepts using complex practices of science. Page two of this report provides information about your student's performance in the domains of Science.

More information about your student's Science score can be found at <http://iowa.pearsonaccessnext.com/>.

5

<http://iowa.pearsonaccessnext.com/>

Page 1 of 2
mmddy-Z0000000-12345678-0000000

1. STUDENT INFORMATION

The student's name, Iowa Student State ID, school, district, and grade appear at the top of the first page.

2. PERFORMANCE METER

The Performance Meter provides a graphic of the student's Achievement Level. The score ranges for each achievement level are displayed below the graphic.

3. SCALE SCORE

The Scale Score is a score that allows comparisons across grades and years.

4. ACHIEVEMENT LEVEL

The Achievement Level indicates the student's performance on the test and provides a general explanation of what the student knows and is able to do.

5. DESCRIPTION OF PERFORMANCE

The Description of Performance is an explanation of the student's understanding of content specific to grade level.

*Note: If you do not see scores for a **listed test**, please contact your student's school for more information. More information regarding the ISASP and Individual Student Report can be found at <http://iowa.pearsonaccessnext.com/>

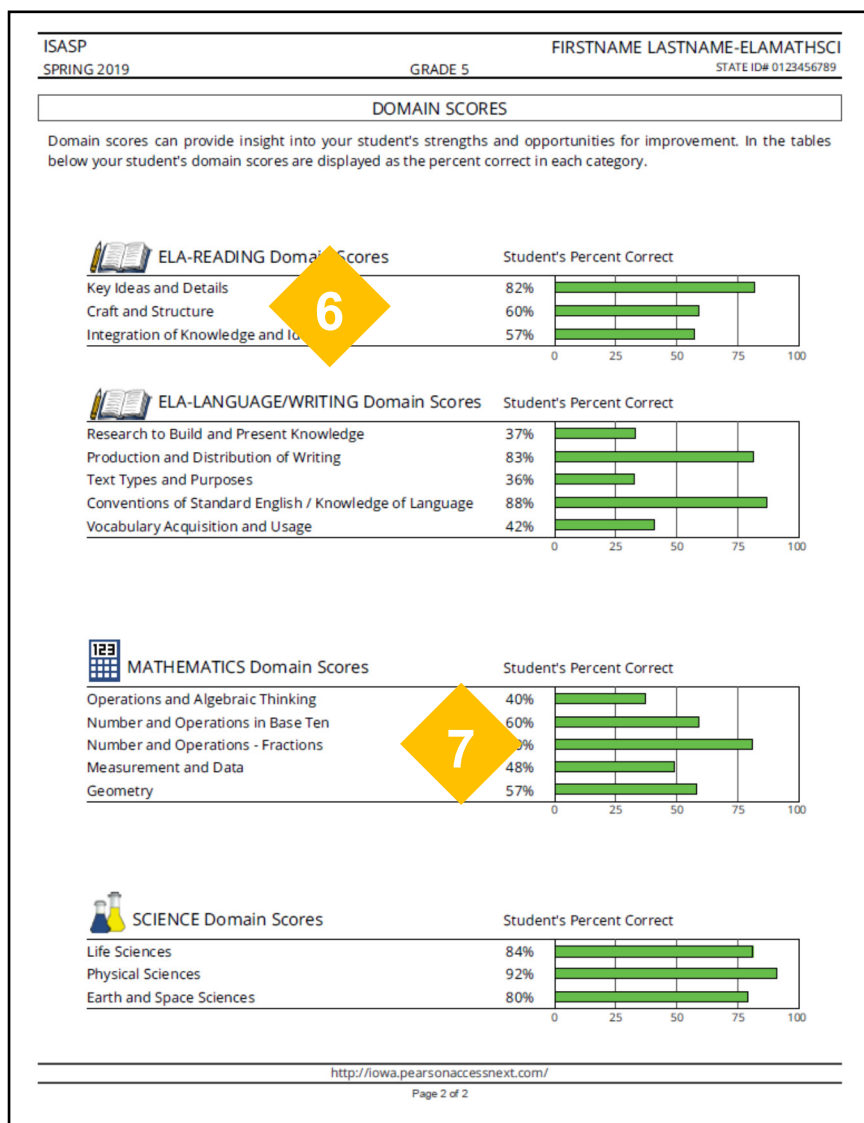


ISASP

IOWA STATEWIDE ASSESSMENT of STUDENT PROGRESS

Individual Student Report

Page 2 of 2



6. IOWA CORE DOMAINS

The Iowa Core Domains are grade and content specific areas of focus that are tested. For example, *Key Ideas and Details* is a domain in grade 5 Reading.

7. PERCENT CORRECT

The Percent Correct provides the percentage of questions the student answered correctly in each Iowa Core Domain.

The ISASP assesses:

- **Reading**
For Grades 3 - 11
- **Language and Writing**
For Grades 3 - 11
- **Mathematics**
For Grades 3 - 11
- **Science**
For Grades 5, 8, and 10

The ISASP informs students, parents, educators, and the state, on how Iowa students are performing on the Iowa Core Standards. It is intended to provide helpful information on areas where students are performing well and where they may need additional support. Students and parents are encouraged to review the results from the Individual Student Report and reach out to their schools for additional feedback.